









Photo Plan Table

Photos	Subject	Notes on Composition	Notes on Editing
<p>Photo 1</p> 	<p>A picture of the TRU campus, that shows the route students take to get to their classes.</p>	<ul style="list-style-type: none"> - good depth and have a focus on the routes a student takes 	<ul style="list-style-type: none"> - Lowered exposure to reduce brightness of sky: -28 - Increased saturation to allow grass, and trees to pop: +36 - Increased vibrance to increase blueness of the sky: +30 - Increased contrast for better distinction of curbs and branches: +14 - Slightly lowered shadows for darker edges on curves: -8

			
<p>Photo 2</p>	<p>A photo of a part-time job location where a student would spend their day balancing income and education.</p>	<ul style="list-style-type: none"> - Professional setting - Natural lighting - Rule of thirds focusing on desk and glasses. 	<ul style="list-style-type: none"> - Slightly reduced Vibrance to allow natural lighting to show up more than the hanging lamps: -15 - Increased Definition to allow glasses and desk area to pop with more detail: +31 - Contrast unchanged - Shadows unchanged

			
<p>Photo 3</p> 	<p>A shot of what a student's area would look like as they are studying for exams or completing assignments.</p>	<ul style="list-style-type: none"> - Close up shot of study materials - Course material shown on screen to show the action of studying - Yellow LED lighting to 	<ul style="list-style-type: none"> - Completely reduced Highlights to not cause unnecessary focusing on the wording on screen: -100 - Decreased Shadows to create a cozier vibe and cause keyboard to appear darker: -38

		<p>give a cozy warm feeling</p>	
<p>Photo 4</p>	<p>Photo of a calendar that a student would have to keep themselves prepared and up to speed.</p>	<ul style="list-style-type: none"> - Low angle shot with a focus on the calendar - Rule of thirds to direct attention to calendar. 	<ul style="list-style-type: none"> - Lowered Shadows to increase the pop of the edges of the calendar pages: -40 - Increased Contrast for even more pop of the calendar pages and make the brown colours in the picture stand out: +26 - Slightly increased saturation to cause the calendar's picture's colours look deeper.

			
<p>Photo 5</p>	<p>Student hard at work studying to show the dedication it takes to be a student.</p>	<ul style="list-style-type: none"> - Over the shoulder shot with a focus on the student and the work he is doing 	<ul style="list-style-type: none"> - Decreased Shadows to cause the background curtains to look deeper: -29 - Decreased Contrast to brighten the student's face: -14 - Slightly lowered Brightness: -19 - Slightly increased Saturation: +14

